



SHRI JAIN PUBLIC SCHOOL SUMMER HOLIDAY HOMEWORK SESSION 2021-2022

CLASS - NURSERY



A message to Parents

Dear Parents,

Summer time is fun time for all the children as well as parents as it enables you to spend quality time with your child. I hope you all are getting plenty of time to spend with your tiny tots. We know that this time is difficult time as the entire world is facing a completely unprecedented crises due to spread of NOVEL CORONA VIRUS. I request you to **STAY HOME STAY SAFE** and to make this vacation fruitful we have planned the activities that will keep the children engaged, help channelize their energy and at the same time improve their concentration, motor skills and promote independent learning.

Kindergarten classes are the classes where kids gain confidence by attaining perfection in both, fine motor skills and gross motor skills. Most of the kids don't face problem with gross motor skills- such as running and jumping- but face difficulty in mastering the fine motor skills such as colouring, sorting, matching and writing. It is important to make sure your child is continually improving these skills. Here are some educational activities to try at home to build up the fine motor control.

**MRS. SEEMA JAIN
(PRINCIPAL SJPS)**



ACADEMIC GUIDELINES









Dear Parents,

***Kindly help and guide your ward
In completing the home assignment.**

*** Parents are requested to take
printout and motivate their
wards to do the same on their
own which will help them for
better performance in future.**

Parents are requested to fill the Habit Chart to Inculcate healthy habit amongst their kids.

MY HEALTHY HABITS CHART

								
Date	Wake up Early in the Morning.	Brush your teeth Morning and Night.	Take a bath Everyday.	Do exercise Regularly.	Eat healthy Food.	Wash hands Properly.	Go to bed early.	
1								
2								
3								
4								
5								
6								
7								
8								
9								
10								
11								
12								
13								
14								
15								
16								
17								
18								
19								
20								
21								
22								
23								
24								
25								
26								
27								
28								
29								
30								

Patterns



Patterns




© 2011 zaneearlychildhoodprintables.com



© 2011 zaneearlychildhoodprintables.com



© 2011 zaneearlychildhoodprintables.com



© 2011 zaneearlychildhoodprintables.com



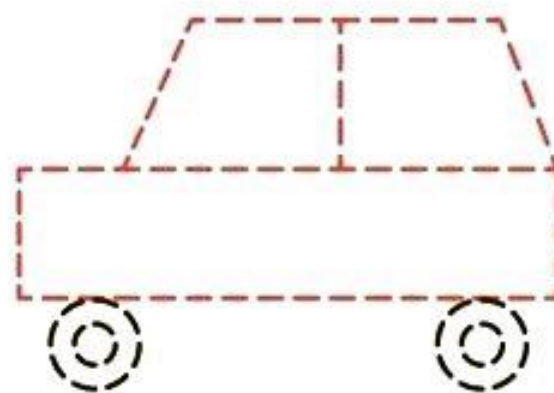
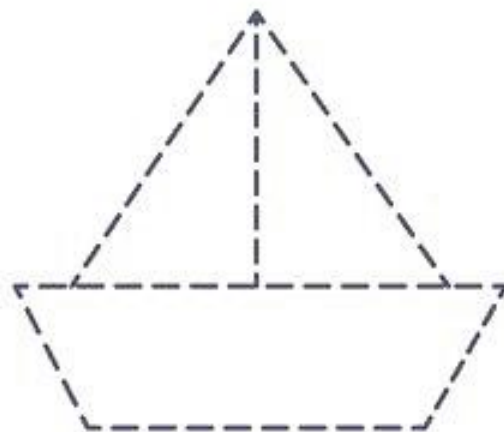
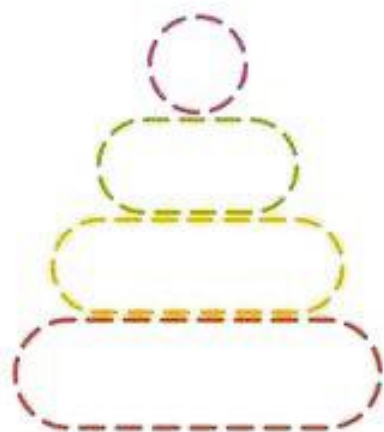
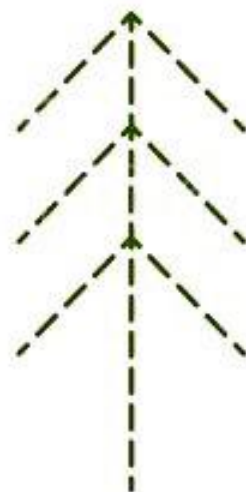


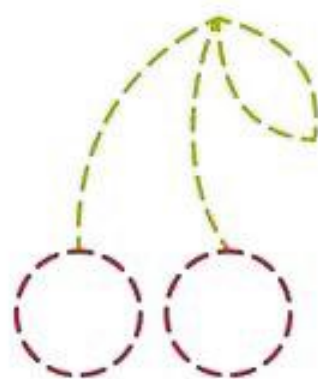
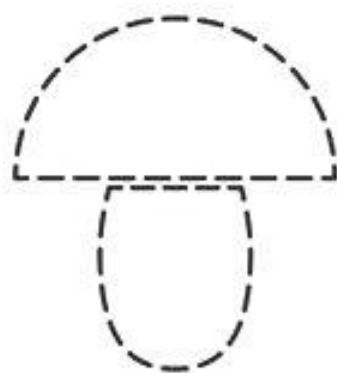

© 2011 zaneearlychildhoodprintables.com




© 2011 zaneearlychildhoodprintables.com



TRACING LINES



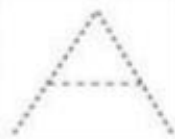


Subject - English



- ❖ Trace the letters and colour it.
- ❖ Letter rain
- ❖ Elephant says cross the letter 'E'.
- ❖ Paste leaves in letter 'L'.
- ❖ My letter House

Trace the letter and colour it

A



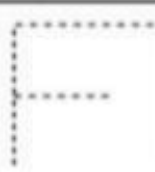

T



E




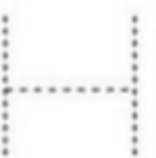
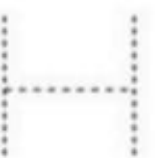
F



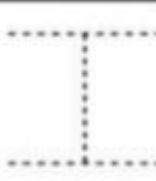
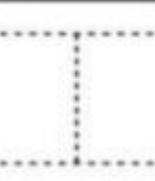
L




H




I



Letter Rain (write letter "I" in drops)



Elephant says tick (✓) the letter 'E'



Paste Leaves in Letter "L"



My letter House (circle the letter "H")





SUBJECT – HINDI





'अ' से प्रारंभ होने वाले शब्दों को पहचानिए तथा 'अ' अक्षर में रंग भरिए।



अनार



अमरुद



अदरक



अखरोट

सही अक्षर पर गोला लगाओ



अ ऐ इ



अ आ

अ



अनार



अजगर



अमरूद



अक्षर

अ में रंग भरो।

अ

इ

अ

अ

ऋ


उ

अ

ए

अ


अ से शुरू होने वाले चित्र पर गोला लगाओ।



बिंदुओं को मिलाकर चित्र को पूरा करिए



“ऊ” स्वर पर ऊन चिपकाए।



उ

स्वर में गोला लगाइए।



चित्रों को देखकर स्वरों का मिलान कीजिए।



उ

अ

उ

सही स्वर की बूँद में रंग भरिए।

उ आ ऊ

आ

ऊ

ऊ

आ

उ

आ

उ

उ

ऊ

चित्र पहचान कर सही स्वर पर गोला लगाइए।



अ उ ऊ



उ अ ऊ



ऊ उ अ



HOLIDAY HOMEWORK

SUBJECT - MATHS

*Shadow Maching

* Counting 1 to 5

* Look and write the numbers

*Find and circle the number

* Finger printing in circle

And make a square

*Count the fingers and match with the
Correct numbers

* Learn the concept




SHADOW MATCHING


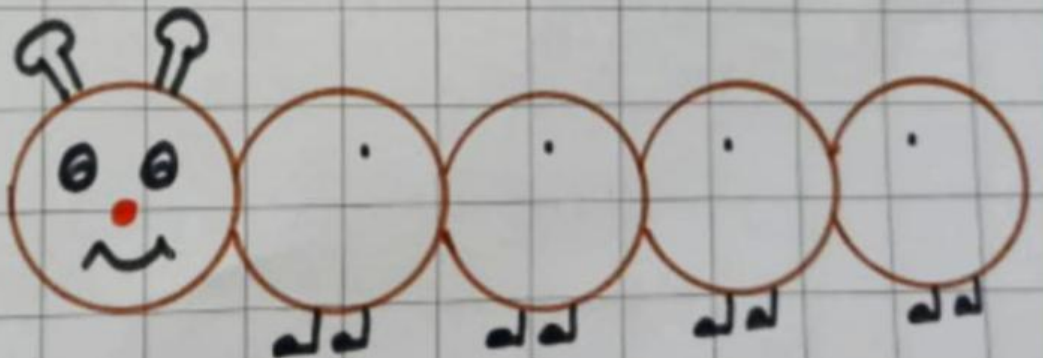

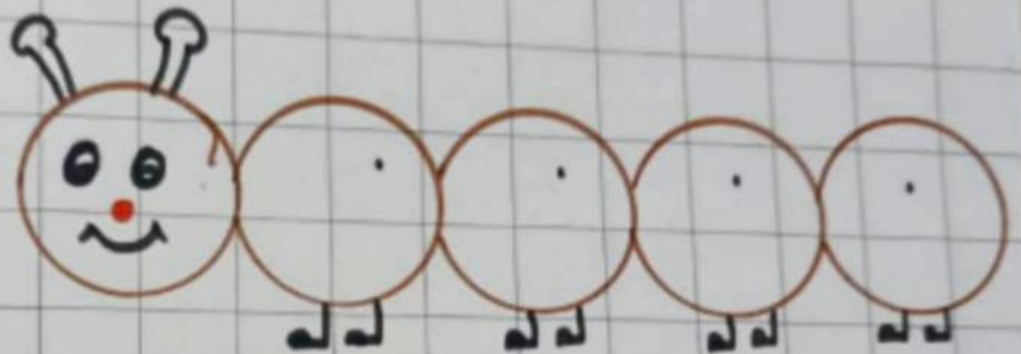
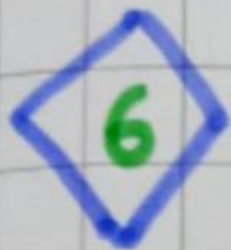
Draw a line from each object to its shadow.



***Learn and write counting 1 to 5**



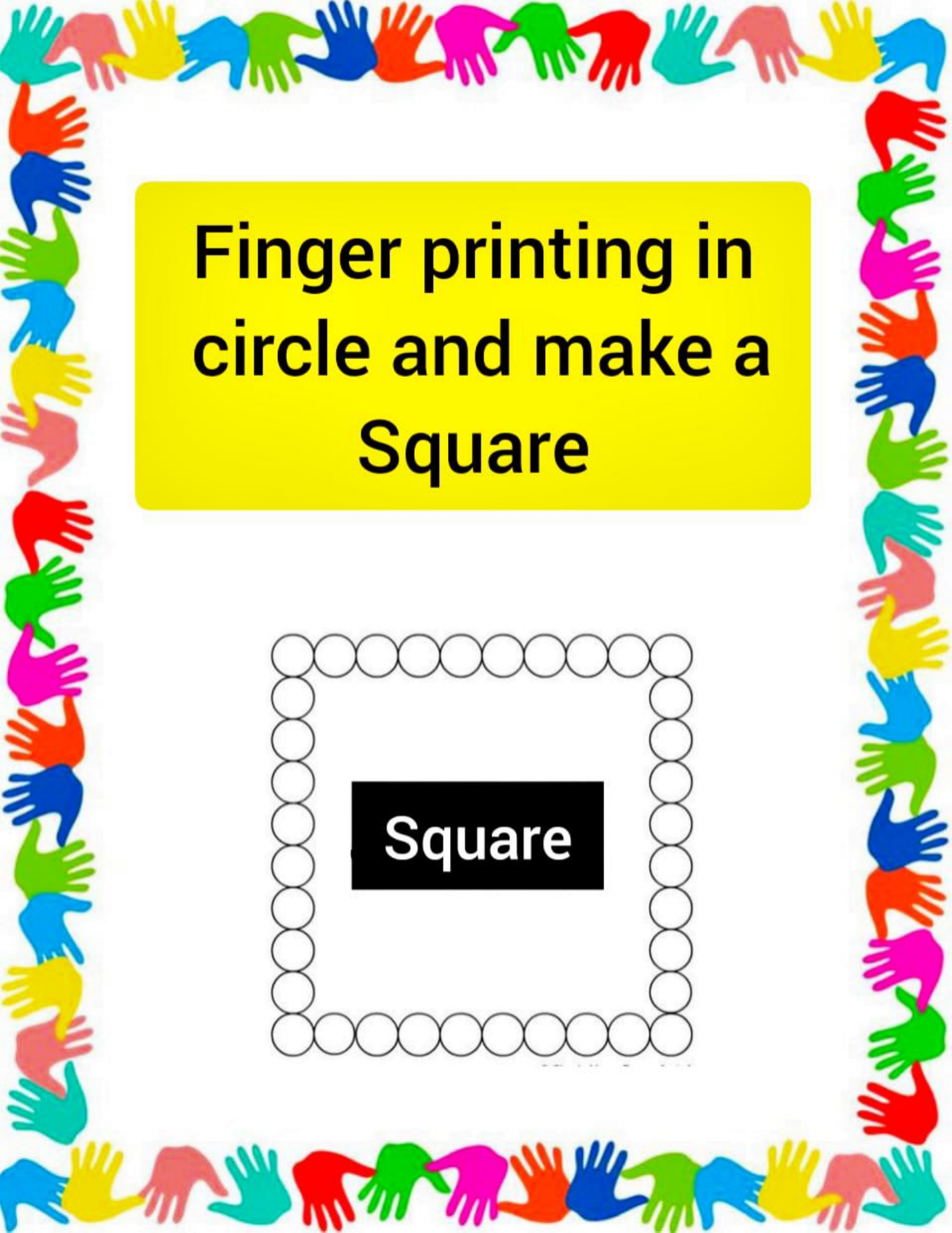
* Look and write the numbers




Find and circle the
Number '9'



9	6	9	4	6
2	7	9	1	9
7	9	4	2	4
1	5	9	6	5
2	9	8	1	9



Finger printing in circle and make a Square



**Count the fingers
and match with
the correct number**



• 4



• 3



• 5



• 1



• 2

Learn the concepts

Concept



HAPPY



SAD

Concept



boy



girl

Concept



big




small

A decorative border surrounds the central text. It features a purple wavy line with various paint splashes in blue, yellow, green, red, and orange. At the top center, there is a yellow paint palette with several colored spots. The background is white with a subtle shadow effect.

Holiday Homework

**SUBJECT-COLOURING
&
ART & CRAFT**

* Colour the given picture



Art & Craft

Activity- Vegetable Printing

***Make a flower using veggies print.**



Activity - Clay Moulding

*** Try to make sun or whatever you want to make with clay. If you don't have clay you can use knead (flour with water).**



Father's Day Activity 20 June 2021

✓ On the occasion of father's Day you have to do hand impression activity.

✓ Hand impression activity.

✓ Colour your left palms leaving thumb with different colors with the help of your parents as shown in above picture.

✓ Now make upper impression of your hand and the lower opposite impression of your father's hand on white sheet.

✓ Make two small eyes, little nose and rosy lips in the face .

✓ Make a beautiful tie with coloured paper and paste it on the shirt as shown in picture with the help of your parents.

✓ Now your father's Day hand impression activity is ready.

✓ You are free to shown your own creativity.





Happy Holidays

STAY HOME STAY SAFE