

SHRI JAIN PUBLIC SCHOOL

BHAGWAN MAHAVEER MARG , GANGASAHAR ROAD, BIKANER

SESSION
2020-21

HOLIDAY HOMEWORK CLASS - PREP



Keep your child's brain active over break
Without them knowing they're doing
"HOMEWORK"

A message to Parents

Dear Parents,

Summer time is fun time for all the children as well as parents as it enables you to spend quality time with your child. I hope you all are getting plenty of time to spend with your tiny tots. We know that this time is difficult time as the entire world is facing a completely unprecedented crises due to spread of NOVEL CORONA VIRUS. I request you to **STAY HOME STAY SAFE** and to make this vacation fruitful we have planned the activities that will keep the children engaged, help channelize their energy and at the same time improve their concentration, motor skills and promote independent learning.

Kindergarten classes are the classes where kids gain confidence by attaining perfection in both, fine motor skills and gross motor skills. Most of the kids don't face problem with gross motor skills- such as running and jumping- but face difficulty in mastering the fine motor skills such as colouring, sorting, matching and writing. It is important to make sure your child is continually improving these skills. Here are some educational activities to try at home to build up the fine motor control.

MRS. SEEMA JAIN
(PRINCIPAL, SJPS)

Dear Children,

1. Please make sure that you wake up early in the morning.
2. You should wish your elders "Good Morning" every day.
3. Listen and obey your elders.
4. Don't be fussy in eating. Eat all fresh fruits and vegetables.
5. Drink plenty of water, juice, lemonade, milk shake etc.
6. Don't watch too much TV.
7. Keep your toys at the right place after playing.
8. Use dustbin to throw waste.
9. Don't use excess mobile after online class.
10. Avoid eating outside and junk food.
11. Wash your hands regularly, but don't waste water.

MOM AND DAD PLEASE HELP ME TO DO THESE ACTIVITIES:

1. Brush your teeth twice a day.
2. Take a bath daily.
3. Wash your hands before and after meal.
4. Buttoning and unbuttoning the shirt.
5. Wearing socks and shoes.
6. Cleaning the working area after completing the activities.

ACADEMIC GUIDELINES

Dear Parents,

- Kindly help and guide your ward in completing the Home Assignment.
- All written Home Assignment need to be done in 3 in 1 Note Book.
- It is not compulsory to draw picture in Home Assignment. Simple or creative work can be done.
- The topics which have been covered in online session, related work has to be done in books and Note Books.
- Kindly help your ward in writing correct formations of letters.

HOLIDAY HOMEWORK

SHLOKA AND DOHA

(CHANT THEM REGULARLY)



ऐसी वाणी बोलिए, मन का आपा खोय ।
और न को शीतल करे, आपहु शीतल होय ॥

॥ कबीर के दोहे ॥

बडा हुआ तो क्या हुआ जैसे पेड़ खजूर ।
पंथी को छाया नहीं फल लागे अति दूर ॥

orkutem.org

गुरुर्ब्रह्मा गुरुर्विष्णु
गुरुर्देवो महेश्वरः
गुरुसाक्षात् परब्रह्मा
तस्मै श्रीगुरवे नमः

GururBrahma GururVishnu
GururDevo Maheshwaraha
Guru Saakshaat ParaBrahma
Tasmai Sri Gurave Namaha

त्वमेव माता च पिता त्वमेव
त्वमेव बन्धुश्च सखा त्वमेव।
त्वमेव विद्या द्रविणं त्वमेव
त्वमेव सर्वं मम देव देवा।
ॐ

Tvameva Maataa Cha Pitaa Tvameva
Tvameva Bandhushcha Sakha Tvameva।
Tvameva Vidya Dravinam Tvameva
Tvameva Sarvam Mam Deva Deva।

ENGLISH HOLIDAY HOMEWORK

- Write Capital Cursive (5 times)
- Write Small Cursive (5 times)
- Home Assignment (Written Part)

Written work has to be
done in 3 in 1 note book

SHRI JAIN PUBLIC SCHOOL, BIKANER

SUBJECT- ENGLISH CONVERSATION

1. I AM GOING TO SCHOOL.

मैं स्कूल जा रहा हूँ।

2. I HAVE DONE MY WORK.

मैंने अपना काम कर लिया।

3. PLEASE OPEN MY LUNCH BOX.

कृपया मेरा टिफिन खोलें।

4. I HAVE FINISHED MY LUNCH.

मैंने अपना लंच कर लिया।

5. PLEASE GIVE ME ERASER.

कृपया मुझे रबड़ दे।

6. MAY I COME IN.

क्या मैं अंदर आ सकता हूँ।

7. PLEASE GIVE ME PENCIL.

कृपया मुझे पेंसिल दे।

8. PLEASE GIVE ME SPOON.

कृपया मुझे चम्मच दे।

9. DON'T PUSH ME.

मुझे धक्का मत दो।

10. MAY I DRINK WATER?

क्या मैं पानी पी सकता हूँ?

11. MAY I GO TO WASH ROOM?

क्या मैं वॉशरूम जा सकता हूँ?

12. PLEASE OPEN THE DOOR.

कृपया दरवाजा खोलें।

Home Assignment

Page No.	MIRAJ
Date.	PREMIUM

Fill in the missing letters

A _ _ _ l _ _ _

e _ _ _ _ H

g _ _ _ K _ _ _

M _ _ _ _ P

_ _ _ R _ _ _ T

u _ _ _ _ w _ _ _

y _ _ _ _

Home Assignment

Write first letter of given picture in capital cursive


















HOME ASSIGNMENT

Match capital cursive to
small cursive

B

F

Y

W

J

Q

I

L

O

y

h

f

t

g

i

u

o

q

HOME ASSIGNMENT

classmate

Date _____

Page _____

Write the next letter in small
cursive

1 b - c

6 l -

2 x -

7 h -

3 p -

8 q -

4 k -

9 y -

5 n -

10 g

HOME ASSIGNMENT

classmate

Date _____
Page _____

Circle the odd one out

x

x

g

k

l

l

x

j

x

y

y

o

a

a

e

HINDI HOLIDAY HOMEWORK

- Write Swar and Vyanjan (2 times)
- Home Assignment (Written Part)
- Reading Material (Oral part)

Written work has to be
done in 3 in 1 note book

दो अक्षर के शब्द बोलकर लिखिए



बस



रथ



कप



फल



नल



जग



टब



घर



यज्ञ



खत

तीन अक्षर के शब्द बोलकर लिखिए



नयन



कमल



नमक



मटर



नमन



कलश



हवन



कलम

चार अक्षर के शब्द बोलकर लिखिए

अदरक



शालजम



बरतन



तरकश



थरमश



अचकन



शरबत



पनघट



बरगद



वाक्यों को पढ़ने का अभ्यास करें।



बहन शहर चल।

समझ कर पढ़।

नहर तक चल।

मगत भजन कर।



उस तरफ मत टहल।

सड़क पर मत झगड़।

गरम गरम मटर चख।

अमर कलम इधर रख।

पलक कलश पकड़।



वाक्यों को पढ़ने का अभ्यास करें:—



असलम अचकन पहन ।

गनपत उपवन चल ।



शबनम सरकस चल ।



झटपट शरबत चख ।

नटखट चमचम चख ।



सरगम कटहल पकड़ ।




टमटम पर चढ़ ।

उपवन चल ।

अकरम चलकर कसरत

कर ।





MATHS HOLIDAY HOMEWORK

- **WRITE COUNTING 1 TO 200 (2 TIMES)**
 - **WRITE TABLE OF 2 AND 3 (2 TIMES)**
 - **HOME ASSIGNMENT (WRITTEN PART)**
- **WRITTEN WORK HAS TO BE DONE IN
3 IN 1 NOTE BOOK.**

Write Counting 1-100



T O
1

T O
1 1

T O
2 1

T O
3 1



T O

4 1

T O

5 1

T O

6 1

T O

7 1

②

T O H T O
8 1 9 1

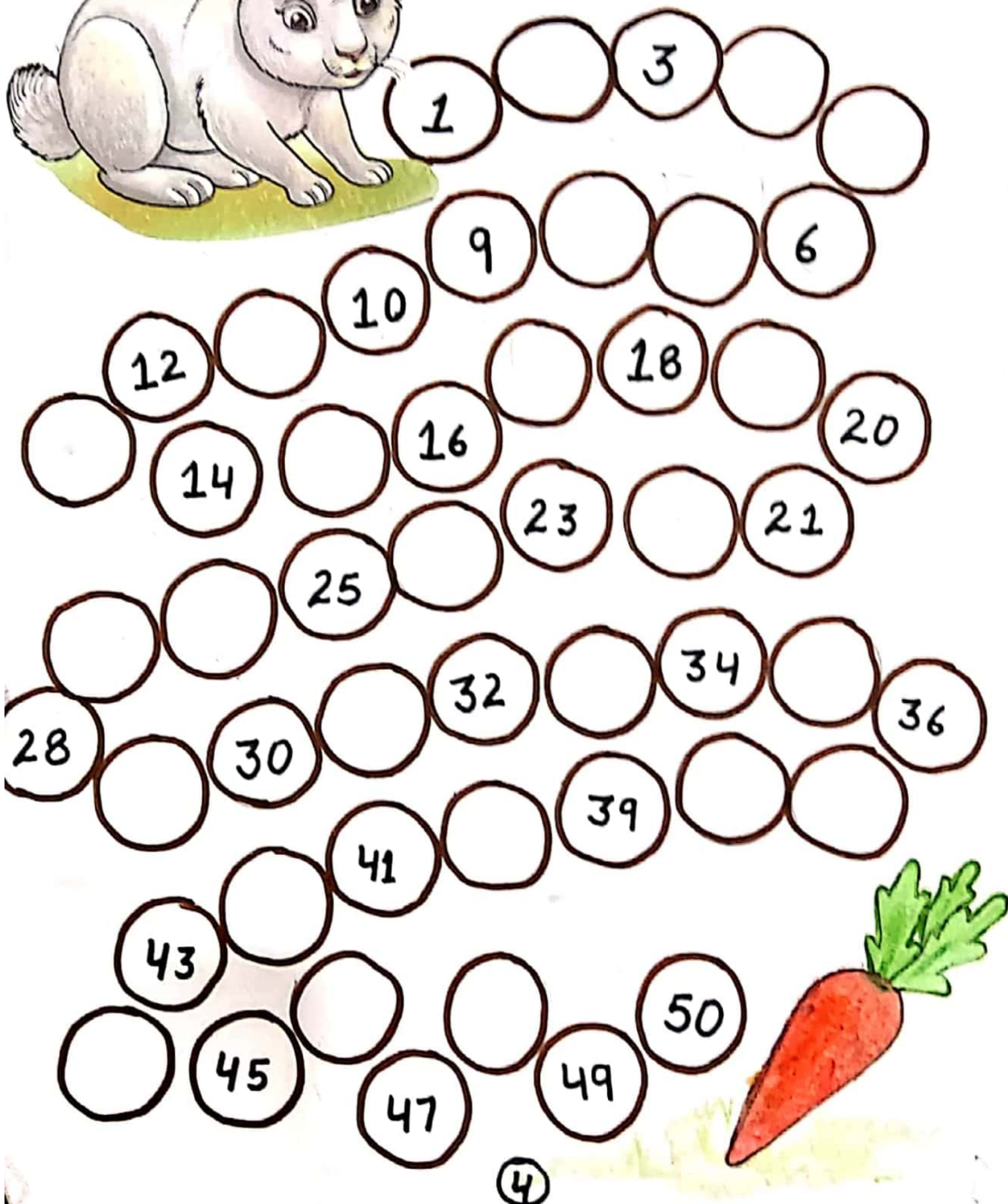
1 0 0

3





Write the missing
Numbers 1-50



Holiday Homework

what comes after.



7	→	
12	→	
19	→	
24	→	
27	→	
33	→	
41	→	
36	→	
45	→	
39	→	

TABLE OF TWO '2'

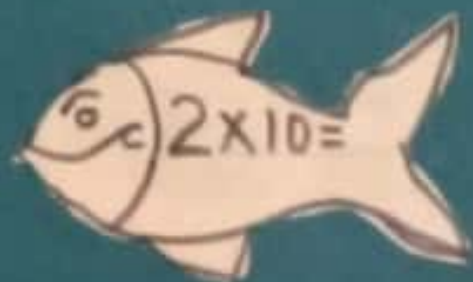


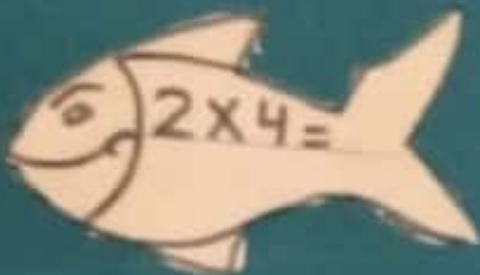
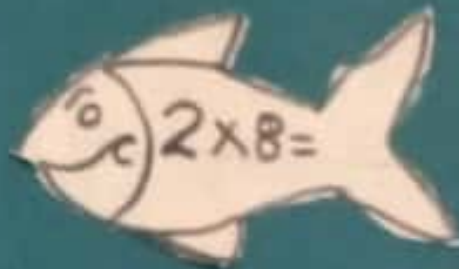
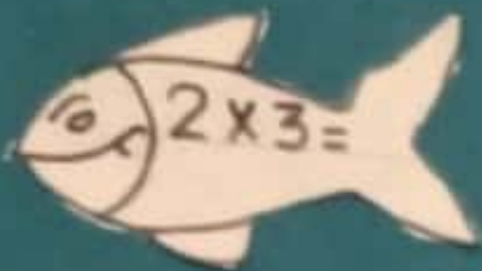

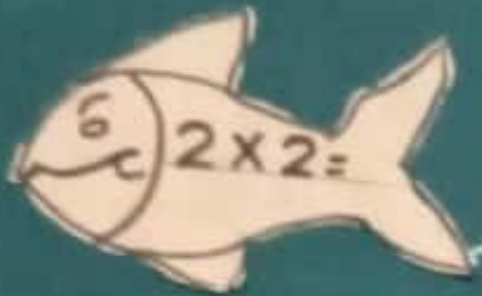
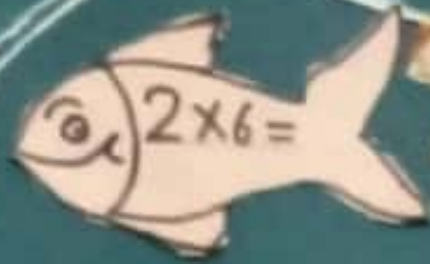
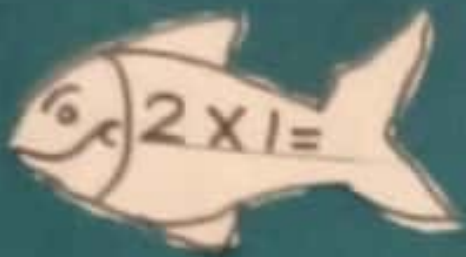


TABLE OF THREE-'3'





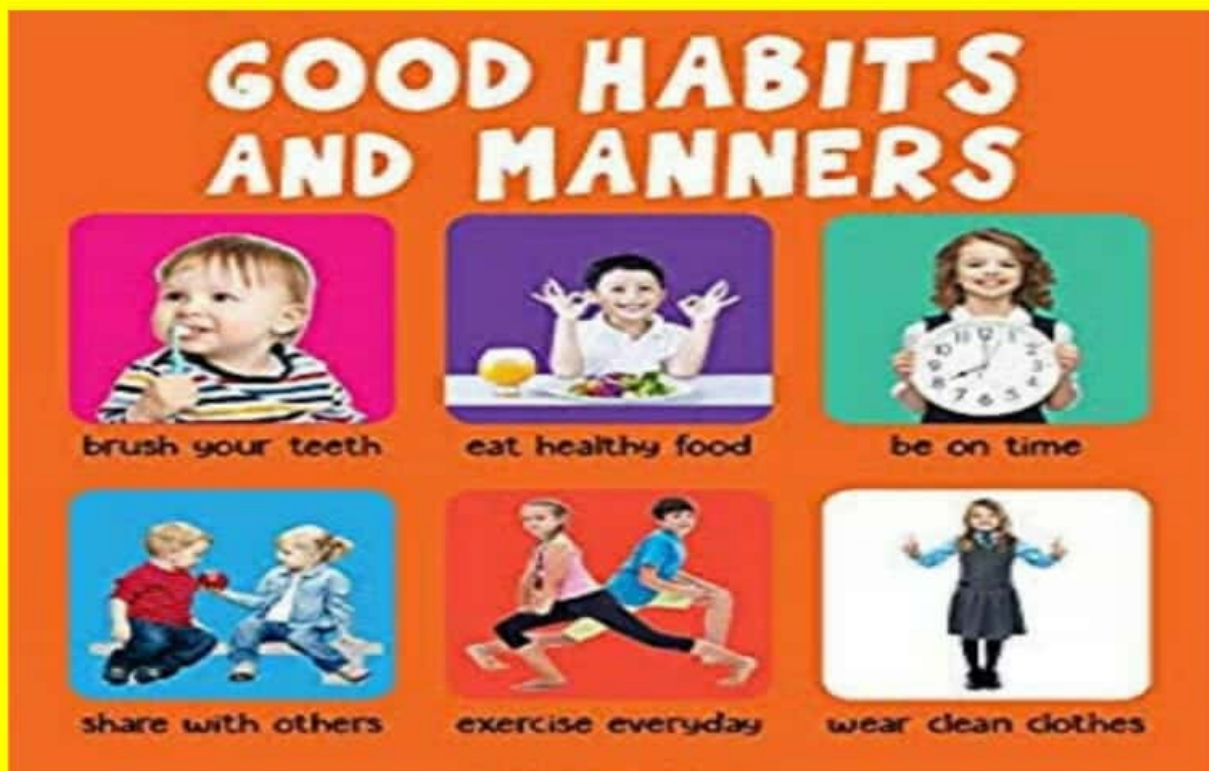
SHRI JAIN PUBLIC SCHOOL ,BIKANER

CLASS - PREP

SUBJECT- EVS (ORAL)

TOPIC- GOOD MANNERS

1. Learn these points of manners and always follow them in your day to day life.



2. Learn the three magic words of courtesy.

1. Thank you 2. Sorry 3. Please

TOPIC- MEANS OF TRANSPORT

3. Learn the names of two air transports ...

A.



Helicopter

B.



Aeroplane

4. Learn the names of two land transports...

A.



Car

B.



Bus

5. Learn the names of two water transports...

A.



Yacht

B.



Ship

6. Learn the five names of means of transports.



1. Helicopter

2. Aeroplane

3. Car

4. Train

5. Boat

TOPIC- COLOURS

7. Name a long yellow fruit, monkeys like to eat most...




8. Learn the six colours name.


		
green	pink	orange
		
purple	red	yellow

TOPIC- FRUITS

9. Look at the picture given below and count how many red colour vegetables and fruits are there...



10. Colour the picture of fruits and learn their names.



HOLIDAY HOMEWORK

GENERAL KNOWLEDGE (ORAL DRILLING)



SHRI JAIN PUBLIC SCHOOL

SUBJECT - GENERAL KNOWLEDGE

Q.1 Which is our National Fruit?

Ans.Mango.

Q.2 Which is our National Flower?

Ans.Lotus.

Q.3 Which is our National Bird?

Ans.Peacock.

Q.4 Which is our National Animal?

Ans.Tiger.

Q.5 Which is our National Heritage Animal?

Ans.Elephant.

Q.6 Which is our National Sports?

Ans.Hockey.

Q.7 Which is our National River?

Ans.The Ganga.

Q.8 Which is our National Currency?

Ans.Rupee.

Q.9 Which is our National Tree?

Ans.Banyan Tree.

Q.10 Which is our National Flag?

Ans.Tricolour (Tiranga).

SHRI JAIN PUBLIC SCHOOL

SUBJECT - GENERAL KNOWLEDGE

Q.11 Which is our National Emblem?

Ans. Satyamev Jayate.

Q.12 Which is our National Anthem?

Ans. Jana Gana Mana.

Q.13 Which is our National Song?

Ans. Vande Mataram.

Q.14 In which city do you live?

Ans. Bikaner.

Q.15 In which state do you live?

Ans. Rajasthan.

Q. 16 In which country do you live?

Ans. India.

Q.17 Who is the President of India?

Ans. Mr. Ram Nath Kovind.

Q.18 Who is the Prime Minister of India?

Ans. Mr. Narendra Modi.

Q.19 Who is the Chief Minister of Rajasthan?

Ans. Mr. Ashok Gehlot.

Q. 20 Who is the Collector of Bikaner?

Ans. Mr. Kumar Pal Gautam.

Q.21 Who is the Captain of Indian Cricket Team?

Ans. Virat Kohli.

HOLIDAY HOMEWORK



COMPUTER
(ORAL DRILLING)

Shri Jain Public School, Bikaner

Holiday Homework

Class- Prep

Subject- Computer (Oral)

Q.1 WHAT IS A COMPUTER?

ANS. A COMPUTER IS AN ELECTRONIC DEVICE.

**Q.2 HOW MANY PARTS DOES A COMPUTER HAVE?
NAME THEM.**


**ANS. A COMPUTER HAS FOUR PARTS:-
MONITOR, KEYBOARD, MOUSE AND CPU.**

**Q.3 WHICH PART OF THE COMPUTER IS ALSO
NAME OF AN ANIMAL?**

ANS. MOUSE.

**Q.4 NAME OF BRAIN OF THE
COMPUTER?**

ANS. CPU.



Q.5 WHAT IS THE USES OF COMPUTER?

**ANS. 1.DRAW PICTURES.2.PLAY GAMES.3.LISTEN MUSIC.
4.WATCH MOVIES.**

Q.6 ON WHAT DOES A COMPUTER WORK?

ANS.A COMPUTER WORKS ON ELECTRICITY.

Q.7 WHAT IS THE FULL FORM OF CPU?

ANS. CENTRAL PROCESSING UNIT.

Q.8 WHAT IS A MOUSE?

ANS. A MOUSE IS A POINTING DEVICE.

**Q.9 NAME THE DEVICE WHICH LOOK LIKE
TYPEWRITER?**

ANS.KEYBOARD.

**Q.10 NAME THE LONGEST ON
KEYBOARD?**

ANS.SPACEBAR KEY.





HOLIDAY HOMEWORK


Drawing and Colouring Activity

Make a tree on A4 size paper with pencil shaving and cotton swab activity.

1. PASTE PENCIL SHAVING WASTE ON THE STEM.

2. COTTON SWAB ACTIVITY TO MAKE THE TREE COMPLETE.

DAB THE COTTON INTO YELLOW AND GREEN COLOUR AND THEN MAKE IMPRESSION ON THE TREE.





HOLIDAY HOMEWORK

RHYMES (ORAL DRILLING)



Out In The Garden

Out in the garden, each fine day.



With my ball, I like to play.
I bounce my ball, I bounce my ball,
I bounce my ball on each fine day.



Out in the garden, each fine day.
With my kite, I like to play.
I fly it high, I fly it high.
I fly it high on each fine day.

Out in the garden each fine day,
With my doll, I like to play.
I rock my doll, I rock my doll,
I rock my doll on each fine day.



How Does The Corn Go

How does the corn go?

Pop - Pop - Pop



How does the knife go?

Chop - chop - chop



How does the water go?

Tip - tip - tip




How does the jam go?

Lick - lick - lick



How does train go?

Chook - chook - chook



Let's be quiet sh - sh - sh

आओ खेलें खेल

आओ खेलें खेल, आओ खेलें खेल।

लकड़ी का यह मेरा धौड़ा,

टिक-टिक, टिक-टिक, टिक-टिक

छुक-छुक करती रेल २, आओ खेलें खेल।

भीतर मेरी घों-घों करती २, घों-घों।

पीली है यह तेल २, आओ खेलें खेल।

फट-फट करती रिक्शा, दौड़ी २,

फट-फट, फट-फट, फट-फट।



कभी न होती फील २ आओ खेलें खेल।

कभी न हम आपस में लड़ते २,

तू-तू, तू-तू, मैं-मैं।

हरदम रहता मेल मेल २ आओ खेलें खेल

आँख भिचौनी हम जो खेलें २,

दौड़ो-दौड़ो, पकड़ो रे।

छड़े मजे का खेल ३। आओ खेलें खेल



गारमी



गारमी के दिन आते हैं
हमको बहुत सताते हैं ।
कहाँ खेलने जायें हम ?
तेज धूप में भिकले दम ।
खेल का मैदान गरम,
लू को आती नहीं शरम ।
कहीं चैन न पाते हैं,
मन ही मन बुझाते हैं ।





Thanks.....